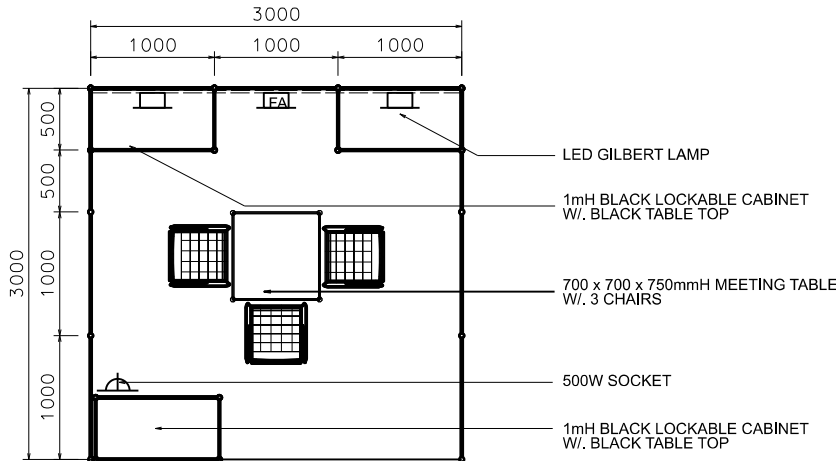


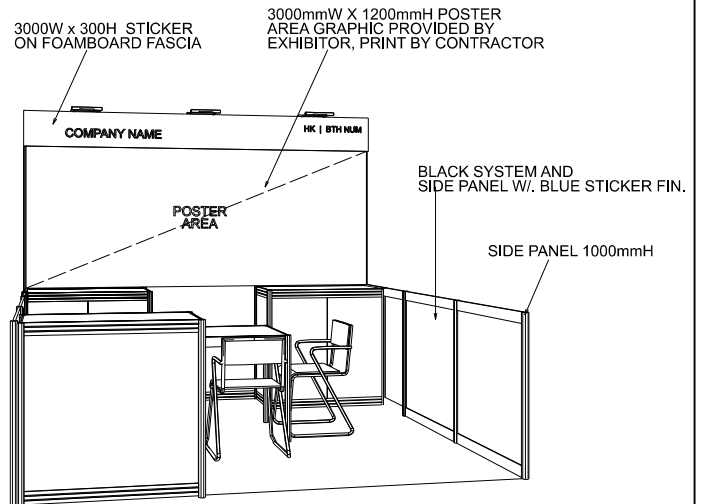
InnoEX

3m X 3m Standard Booth

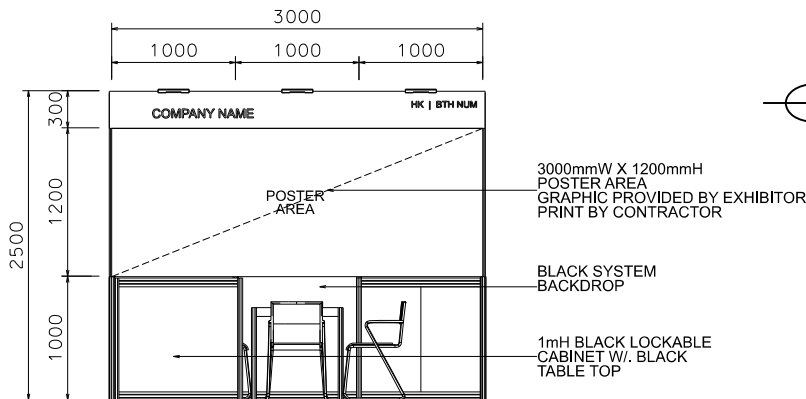
3米乘3米標準攤位



PLAN



PERSPECTIVE



ELEVATION

BOOTH SPECIFICATIONS		QTY.
	1000W x 500D x 1000H LOCKABLE CABINET	3
	3000W x 300H FOAMBOARD FASCIA	1
	3000mmW X 1200mmH POSTER AREA GRAPHIC PROVIDED BY EXHIBITOR, PRINT BY CONTRACTOR	1
	LED GILBERT LAMP	3
	500W SOCKET	1
	700W X 750mmH ROUND TABLE	1
	CHAIR	3
	RUBBISH BIN & CARPET (9sqm.)	